

# Ventrolla

SASH WINDOW SPECIALISTS

Over 30  
years of British  
Craftsmanship



Renovation & Double Glazing



# Repair & Restoration

## Local Friendly Craftsmen

Original timber sash and casement windows embody the charm and heritage of any period property, that's why we are passionate about preserving that unique character wherever possible. However, with rising heating bills many homeowners are looking for solutions that maximise the energy efficiency of their timber windows whilst still retaining their authentic look and charm, which can be achieved with our bespoke Double Glazed sashes.

When choosing our Double Glazed sashes, our specialised renovation service also includes a full overhaul of your sash box, or window frame, including:

- Sanding down & replacing any rotten timbers in the sash box, taking your windows back to sound & healthy wood
- Replacing your pulleys & chords
- Weighing your new sashes and installing the correct weights within your sash box, so your windows operate smoothly
- Installing new hardware
- In addition to the above, we also install our unique draught proofing system the Ventrolla Perimeter Sealing System in and around the moving sashes. This system closes the gaps that let heat escape and draughts in, making for a warmer home

Our projects range from small domestic homes to large commercial projects. However diverse the scale of our activities may be, Ventrolla's principles have never changed, restoring the original beauty of your sash windows, whilst improving their energy performance.

Before



After



# Draught Proofing

Effective & Discrete Draught Proofing for your Home



Draughts are one of the most common issues with period timber sash windows. The sashes have a 3mm gap around the edges to allow them to open and close without sticking. It is this gap that means wind, dust and sometimes water leak into your home, as well as losing heat.

To combat these problems without resorting to sealing your windows shut, Ventrolla installs our unique Perimeter Sealing System. This draught proofing system is a brush pile installed in and around your new sashes, therefore sealing these gaps whilst still allowing the sashes to move past each other smoothly, so as not to hinder their operation.

All our bespoke new timber sashes come with the Ventrolla Perimeter Sealing System (VPSS) fitted as standard.



# Slim Double Glazing

## Making Your Home Energy Efficient

With rising heating bills many homeowners are looking for solutions that maximise the energy efficiency of their timber windows, whilst still retaining their authentic look and charm.

Our range of window energy saving measures includes replacement timber double glazed sashes or complete new windows that, in conjunction with our unique Ventrolla Perimeter Sealing System (VPSS) offers you a combination of high performance, comfort and style.

Replacing original single glazed sashes with purpose made double glazed sashes means you can get an energy efficient solution without major disruption to your property, whilst also maintaining the look and feel of your period windows.

We install slim glazing units allowing us to manufacture your new sashes using traditional carpentry methods, including solid glazing bars (instead of glazing bars stuck on to the glass), which help to retain the window's authentic period look and feel. Another main feature of the slim glazing unit is the reduced sightline of the spacer bar between the two panes of glass, allowing us to manufacture narrower glazing bars and thereby closely replicating the existing windows.

### Double Glazing Specification

- Slim 14mm (4/6/4) Double Glazed units
- Centre Pane U-Value of 1.5 Wm<sup>2</sup>K
- Total Window U-Value of 1.8 Wm<sup>2</sup>K
- Dual Edge Seal Technology
- Saint Gobain Planitherm Total+ Glass (outer pane)
- Krypton filled cavity
- Choice of white or black spacer bar
- Conforms to the very latest British Standards requirements BS EN 1279, Parts 1-6 (However, installing replacement Double Glazed sashes into an existing box/ frame is outside of Building Control)

## Timber

All new joinery, including new double glazed sashes, are made using hardwood.

## Installed As Standard

Our unique Ventrolla Perimeter Sealing System (VPSS) draught proofing system is installed as standard to all new sashes and new windows.

To assist with future maintenance and painting we install our unique Sash Removal System (SRS) which enables both the top and bottom sashes to be removed for redecoration and future maintenance from the inside of the property.

## The Finish & Hardware

Replacement sashes are sprayed with high build base coat Teknos 3130 and anti-stain primer Teknos Antique White, ready for final finishing by others.

All Ventrolla windows can be supplied with hardware in a range of styles and finishes. Please ask for a copy of our hardware brochure.

## Additional Services

In addition to replacement double glazed sashes, we also manufacture and install complete new slim Double Glazed windows which comply with Part L of Building Regulations.

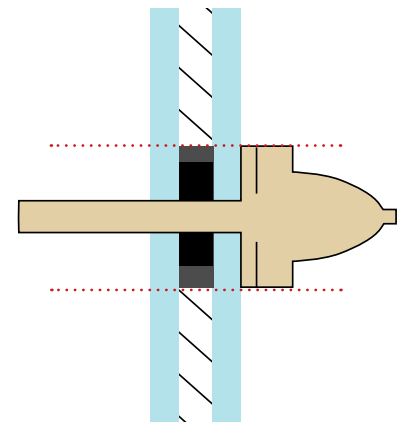
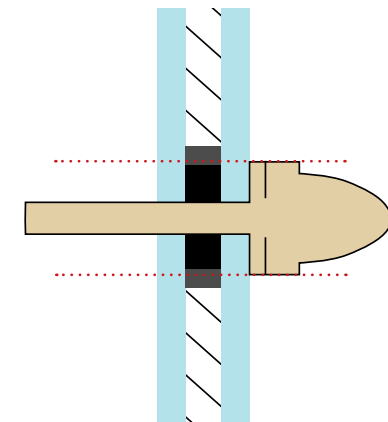
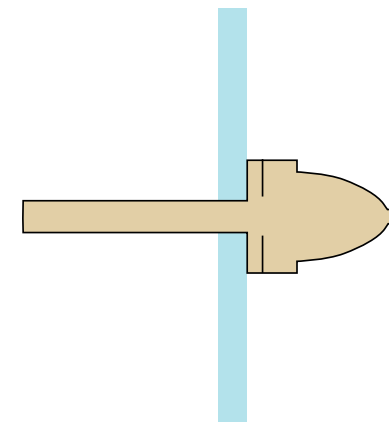
For properties where historic protection applies, single glazed units can also be manufactured with a range of glazing options, please ask your Surveyor for details.



Single Glazed  
(normal glazing bar)

Double Glazed  
(normal glazing bar)

Double Glazed  
(wider bespoke glazing bar)





## Bespoke New Joinery

### Traditional Joinery Hand Crafted By Ventrolla

Ventrolla double glazed sashes are hand crafted by our experienced workshop team, using traditional joinery methods and expertise to match the existing profile of your period windows, wherever possible. Whether replacing sashes that are beyond economical repair or you simply want to bring your period windows up to modern energy efficient standards, our replacement double glazed sashes are the right choice for you.

Matching replicas of your existing single glazed sashes are made in our workshop using a discrete, slim double glazed unit, and then installed into your existing window box frame on site. This system ensures you have an energy efficient sash window with minimal disruption to your home decoration, at a fraction of the cost of complete new windows.

The slim glazing units used in a Ventrolla double glazed sash has a reduced sightline of the spacer bar between the two panes of glass, which enables Ventrolla to manufacture narrower glazing bars, thereby allowing us to closely replicate the existing or original sashes. In addition, born from our dedication to using a range of traditional carpentry methods, all our new sashes incorporate 'through' or 'solid' glazing bars, not 'stick on' versions, again, to help create an authentic period look for your sash windows.

Bespoke new, energy efficient timber sashes to suit you and your period home.





# Our Unique Sash Removal System

## Making Future Maintenance Stress Free

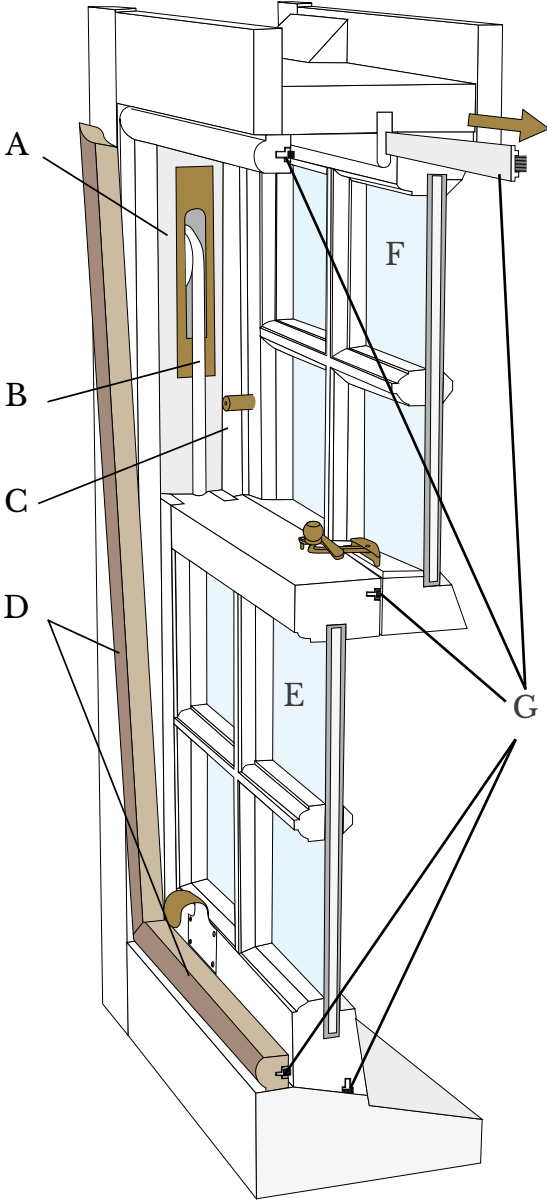
For over 30 years we have been installing our unique Sash Removal System thus avoiding problems such as losing the sash cord in the sash box frame and eliminating the need for scaffolding when painting sash windows.

The system consists of a 'brake' that forms the end of the sash cord and sits within housing in the side of your sashes. This will ensure that your sash cord will not break free from your sashes and end up lost in the sash box.

Additionally, in order for you to carry out future maintenance on your sash windows, such as painting and deep cleaning, the Sash Removal System enables you to access your sashes and dismantle your window internally, without scaffolding.

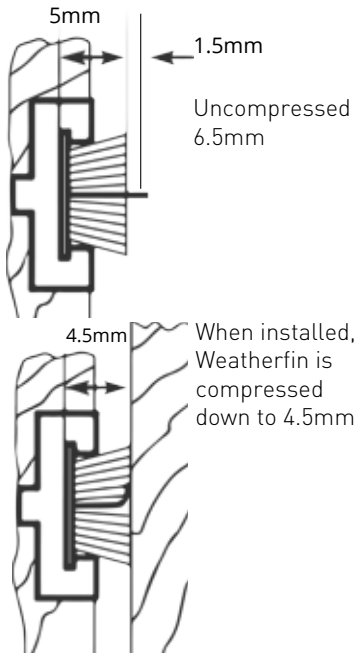


# A Ventrolla Renovated Window



- A Pulley
- B Sash Cord
- C Parting Bead
- D Removable Staff Bead
- E Bottom Sash
- F Top Sash
- G Removable pile - see diagram below  
(Also installed on C & D)

## Removable Weatherfin Pile



Sash Removal System (SRS) is discreetly mounted in the side of the sash, allowing safe and easy removal of both the upper and lower sashes, to therefore give free access to the window box frame, and is not visible either internally or externally during the normal operation of the sash window.



Close up of the brake itself unengaged and free to move



Close up of brake in it's engaged state

# Glossary Of Terms

## Overview

All Ventrolla renovation work comes with a 5 year no quibble guarantee and is undertaken by experienced Installers that have been fully trained in the methodology of our unique Ventrolla system.

All of our Installers are directly employed and are CRB checked for your peace of mind.

Our approach ensures we maintain our high standards and that your beautiful historic window will be energy efficient without altering the appearance or historic value of your property.



## The Ventrolla Perimeter Sealing System (VPSS)

Sash windows have a 3mm air gap around the sashes to allow the sashes to slide past each other and operate smoothly. It is this air gap that causes the inherent problems associated with sash windows, such as draughts, rattles, dust ingress and reduced energy efficiency. By installing the Ventrolla Perimeter Sealing System (VPSS) we can eliminate these problems.

For further piece of mind, VPSS has achieved British Standard (BS 6375:1-2009) and has therefore been tested to withstand winds of over 71mph - so you can be safe in the knowledge that your historic windows will perform just like a modern window.

Our high performance draught proofing Weatherfin Pile becomes an integral part of your window, installed in our unique parting bead between the sashes, in the new staff beads around the window and installed directly into the mid and bottom rails.

## Full Treatment

(Vertical Sliding Sash, Yorkshire Sliders and Venetian Windows)

When we renovate your windows, firstly we remove the sashes from the frame allowing us access to the sash box. Then we scrape any loose paint that has accumulated over the years and may be restricting the movement of the sashes. Sash cords are replaced, pulleys serviced and sashes correctly balanced to ensure smooth operation of the windows.

To accommodate our Ventrolla Perimeter Sealing System (VPSS), grooves are routed into the mid rail and bottom rail of the bottom sash, which makes the seal an integral part of the window. Finally new parting beads and staff beads are installed to complete the seal.

## Half Treatment

(Vertical Sliding Sash, Yorkshire Sliders and Venetian Windows)

Similar to our "Full Treatment" above with the exception that only the bottom sash is operable with the top sash sealed shut. The bottom sash will still have our Sash Removal System (SRS) which will help with future maintenance along with our unique Ventrolla Perimeter Sealing System (VPSS), whilst the top sash will be sealed shut using Bartoline Frame Sealant.

## Ease & Adjust Only

Similar to our 'Full Treatment' described above but without the installation of our unique Ventrolla Perimeter Sealing System (VPSS) or Sash Removal System (SRS). We remove any movable sashes from the frame allowing us access to the sash box.

We then scrape off any loose paint that has accumulated over the years and may be restricting movement of the sashes. Sash cords are then replaced and pulleys serviced to ensure smooth running, finally sashes are correctly balanced to ensure smooth operation of the windows.

## Replacement Sills

To replace the rotten sill we also replace the lower sections of the sash box lining and outer cheek to remove any underlying rot and ensure the repair will last as long as the original. When the new sill is fully installed we then prime the exposed timbers ready for final painting by others. Our preferred timber for replacement sills is Sapele a durable tropical hardwood.

## Conservation Joint

As with the tenon joint repair, the original joint has opened up but has not yet started to rot and remains dry. We apply our VR90 resin to help bond the joint together and then screw through the sash stile into the sash rail, thus restoring the joints structural integrity. Any exposed timber is primed ready for final painting.

## VR90 Repairs

Where rot threatens we will use our patented VR90 timber repair system to preserve as much of the original window as possible. Our unique epoxy resin VR90 is applied and moulded then allowed to set (usually within 15 minutes).

We then plane and hand finish leaving the repair effectively invisible to the eye. The formulation of the resin is such that the repaired joint or filled cavity will be stronger than the original timbers.

## Tenon Repair

The original tenon joint will most probably have lasted several generations but in recent times will have opened up allowing water ingress and rot to take hold. Firstly we remove any rot from the joint exposing sound timber, then apply our VR90 resin to fill the cavity and bond the joint together. Then we plane and sand the joint and apply a layer of primer to cover any exposed timber or resin. The finished repair will be as structurally strong as the original joint.

## Casement Windows

(inc. hopper, pivot, doors)

The windows are overhauled, any paint build up that restricts the operation of the casement scraped away, the hinges are serviced and adjusted to ensure correct operation.

To accommodate our Ventrolla Perimeter Sealing System (VPSS), grooves are routed in to the inner edges of the casement or door making the seal an integral part of the structure.

If you have any questions relating to the Ventrolla service, your survey or quotation our are happy to help! 0800 0277 454, or email [info@ventrolla.co.uk](mailto:info@ventrolla.co.uk)



# Ventrolla

SASH WINDOW SPECIALISTS

For information on our services,  
offices, case studies and news, visit  
our website at :  
[www.ventrolla.co.uk](http://www.ventrolla.co.uk)

---

Or call us on Freephone:  
[0800 0277 454](tel:08000277454)

---

Ventrolla Head Office  
Crimple Court  
Hornbeam Business Park  
Harrogate  
North Yorkshire  
HG2 8PB